



EARLY LEARNING COALITION OF BREVARD COUNTY, INC.



MINUTES: Board of Directors Meeting

DATE/TIME: Tuesday, May 31, 2011 at 4:00 p.m.

LOCATION: Ascension Catholic School 2950 N. Harbor City Blvd. Melbourne, FL 32935

MEMBERS PRESENT: Marci Brilley, Cindy Leckey, Lori Duester, Ian Golden, Nancy Grzesik, Natalie Jackson, Mona Potter, Althea Puzio, Myrna Shimei, Karen Street, Shannon Smithwick, Doug Workman

EXCUSED ABSENT MEMBERS: Mildred Coyne, Priscilla DeNino, Mike Durante

UNEXCUSED ABSENT MEMBERS:

STAFF PRESENT: Sarah Adkison, Sky Beard, Ann Beecham, Jessica Beecham, Shamprell Baumgardner, Dennise Corder-Sarnese, Kevin Carraro, Sandra Diaz, Michelle Dockery, Sue Falcioni, Juliet Fletcher, Gwen Haber, Gigi Lewis, Jennifer Kondash, Cathie Odom, Sharlene Rodriguez

GUEST/PUBLIC: Sally Shinn, Cindy McGill, Debi Embry, Kathy Turner, John Moran, Opal Tinsley, Vasu Vasuderan, Denise Leckey, Fred Pellizzi, Denise Lang, Jillian Newman, Heidi Rand, Florence Walker-Hunter, Trisha Wray-Clemmings, Debbie Conley, Khaled Jarrah, Blanche Dowdell, Linda Hall, Kiddie Cove, Norma Pelt, Maryann Sterling, Debby Settie

CALLED TO ORDER: Shannon Smithwick, Board Chair, called the meeting to order at 4:05 p.m. Self-introductions were conducted and quorum was established.

AGENDA ITEM	SUMMARY/DISCUSSION	ACTION/FOLLOW-UP
Consent Items	<p><u>Minutes: April 19, 2010:</u> No changes were recommended to the April meeting minutes</p> <p><u>Director's Report:</u></p> <p>AWI/ OEL update: Sky Beard attended a meeting of the Association of Early Learning Coalitions in Sandestin on May 24 - 26, 2011. The Annual Meeting was held to allow the Coalitions from around the state to process the concluded legislative session and to provide time for strategic planning for the next fiscal year.</p> <p>The next meeting of the Early Learning Advisory Council (ELAC) is scheduled for June 17, 2011 in Tampa. In addition, Coalition Executive Directors will be meeting with the Office of Early Learning staff on June 16 in Tampa as well. Sky Beard will be attending both of these meetings on behalf of the Early Learning Coalition of Brevard.</p> <p>Coalition update: Coalition staff participated in two walks for the March of Dimes. A team participated in March for Babies on April 30 at Jetty Park and another team walked on May 14 at The Avenue Viera.</p> <p>Coalition staff continues to discuss options available for addressing client and provider fraud in the School Readiness</p>	<p>Marci Brilley motioned for the approval of all Consent Items. Nancy Grzeski seconded the motion. The motion passed unanimously by all Board of Director Members.</p>

<p>Consent Items (cont)</p>	<p>and VPK programs. Internal meetings occurred in May to address the system of handling potential fraud. On May 12, 2011, the Coalition invited the regional fraud investigator with the Department of Financial Services to meet with key staff to discuss fraud processes. Coalition staff is meeting with staff from the Early Learning Coalition of St. Lucie County to share policies and procedures regarding fraud. After that meeting, staff will be meeting with the Coalition's attorney to further discuss fraud processes. The topic will be brought to the board at a near future board meeting.</p> <p>The last VPK round up is scheduled for June 1 at Palm Bay Community Charter. Coalition staff will remain available to issue VPK certificates at offices throughout the county throughout the summer. To date, the Coalition had issued 3,155 VPK certificates during the round up process.</p> <p>Mona mentioned that the VPK summer enrollment for Brevard Public Schools has decreased when compared to last year.</p> <p>As of May 30, 2011 there were 1,646 children representing 1,285 families on the waiting list. During the month of April, 115 new children representing 90 families went on the waiting list.</p> <p><u>Finance Report:</u> Cathie Odom, Director of Business Operations, reported that April's School Readiness enrollment has decreased due to attrition. AWI approved a request for further funding to cover overutilization; the funds are anticipated to be expended during May and June.</p>	
<p>Committee Reports:</p>	<p><u>Executive/Finance Committee:</u></p> <p>Shannon Smithwick, ELC Board Chair, gave a report regarding the May 9th, 2011 Executive/Finance Committee meeting. S legislative update, FY 11.12 budgets, School Readiness priorities, and possible disenrollments were discussed but no recommendations were made in deference to a full board decision; these items are on today's agenda. Budget cut scenarios were presented where the proposed budget cuts were divided between direct and indirect/administrative services; the Committee requested an additional scenario that represents an approximate 93/7% split, respectively, to be discussed by the full board. The Florida First Start contract was unchanged for FY 11.12 and approved. Child care center quality assessment scores were reviewed. Out of the nineteen centers that were reassessed due to scores below the required cutoff, one center failed to bring its score to the required 3.5. It will be recommended that the center address the board in June to make an appeal for further contracted services.</p>	

<p>Old Business</p>	<p><u>FY 11.12 Legislative and Funding Update:</u></p> <p>An overview of the state’s reorganized early learning system was provided and its potential impact on Early Learning Coalitions (ELC’s) was discussed. According to recent legislation, The Office of Early Learning (OEL) is moving under the Department of Education (DOE) as a separate entity. ELC’s and the School Readiness and Voluntary Pre-kindergarten programs have been assigned to OEL. Impacted statewide groups include: parents, childcare providers, sub-recipients, community agencies, employers and ELC’s. A dedicated director of OEL will be appointed by the governor and confirmed by the Senate and DOE will not have day-to-day oversight of OEL’s programs. The audit intended to be a comprehensive review of all state early learning systems that was scheduled to be completed by December 31st, 2011 is still expected to be conducted; further discussions will then be held at the legislative level.</p> <p>As a result of the state budget re-organization, VPK base student allocations have been reduced by 7% (approximately \$2546 to \$2386 per child for the school year; \$2165 to \$2028 per child for VPK summer programs). The allowable administrative costs were reduced from 4.5% to 4%; Cathie Odom explained the administrative allocation is based on actual utilization, not the total grant award which is an estimate made according to projected enrollments and demographics. This will be challenging to ELCB as it will impact child care provider professional development and training opportunities; both will have to be reassessed, as well as the process for issuing VPK certificates. The State is looking at the statutory requirements that do not provide any flexibility for the current processes that are expected to be impacted by the reductions.</p> <p>Another result of the budget cuts was the increase in the VPK instructor to student ratios from 1:10 to 1:11 and 2:18 to 2:20. Coalitions fought the increase due to the impact it may have on quality; the State proposes that the increased ratio is intended to offset the reduction in the Base Student Allocation (BSA). State database systems are not able to accommodate this requirement; it will take time for the systems to catch up with the new legislation.</p> <p>School Readiness reductions statewide include 38 million dollars in non-recurring ARRA funds and a 30 million dollar reduction to federal TANF dollars, which is being absorbed statewide only by early learning programs. ELC’s were hoping for a governor line-item veto to address this and other reductions, especially requesting that the TANF loss be more equitable across other state agencies, but the School Readiness budget was approved as submitted. For fiscal year 2011-2012, Brevard County’s impact is: School Readiness will be reduced by \$2,930,097 and VPK will be reduced by \$79,668 for a total of \$3,009,765 in early learning program reductions.</p>	
---------------------	---	--

Cathie Odom presented to the board for their consideration the three budget reduction scenarios mentioned by Shannon Smithwick in the Executive/Finance Committee report along with the additionally requested scenario. Option 1 proposes 5% of the School Readiness budget reduction be absorbed by operating expenses and 95% be absorbed by services, reducing the Coalition's match requirement from \$532,114 to \$395,161; option 2 represented the Executive Committee-requested additional scenario: a 7/93% reduction respectively, with a match requirement reduced to \$398,044 ; option 3 proposed a 12.8/87.2% reduction respectively, with a \$406,406 match requirement (14.7% of the total operating budget); an alternative option was presented that proposed services absorb 100% of the budget reduction with a \$387,953 match requirement. Cathie explained that the Coalition is allowed a 19% administrative plus non-direct budget, but has always operated under the allowable percentage in order to assure that the children were receiving priority dollars.

Lori Duester asked how many children would be impacted by slots reduction scenarios. Shannon Smithwick replied that there would be a dramatic impact to slots. Cathie responded that the first scenario would equate to approximately 732 full-time children. Sky asked if the board would like to consider the next agenda item – School Readiness Priorities – in order to provide further information they might need to make a decision regarding the budget scenarios. Shannon further explained that option 1 represents less of a significant cut to Coalition staff; option 2 is a more feasible option; option three is “cutting everything”. Sky replied that the operating budget does not represent only the Coalition staff, but early education quality initiatives, training for child care providers, and educational stipends in addition to everyday operational expenses like supplies and staffing.

Cathie explained that the difference in childcare slots reduced in option 1 and option 2 is 60 children (732 for option 1 and 672 for option 2). In analyzing the reduction in slots, it was discovered that only 81 children out of the 732 do not have siblings receiving services. This means that only 81 appointments would be eliminated over the course of a fiscal year. Sky explained that reducing slots by 732 would not be directly correlated to reducing the caseload since the family would still have to be seen by Coalition staff; the workload would not be significantly reduced by the decrease in slots. Shannon remarked that option 3 appeared to be impractical. Sky said that option 3 would require staff reductions that would significantly impact appointments; quality initiatives would have to be brought down to almost zero, along with a considerable decrease in training. Natalie Jackson asked if the board could look at an option where the operating budget was reduced by 9%; Cathie calculated the option and reiterated that the VPK budget is based on 100% utilization, but in

Marci Brilley made a motion to adopt “option 2” as the Coalition FY 11.12 budget; Nancy Grzesik seconded the motion. The board voted unanimously to adopt a 7% cut (option 2) in the Coalition’s School Readiness operating budget for FY 11.12. Lori Duester and Mona Potter (School Readiness child care providers) abstained from the vote.

	<p>practical terms, the reduction in VPK funding will be less than the approximate eighty thousand dollars proposed based on the Coalition’s history of 96-97% utilization. Because of this, when the administrative cap was 5%, the Coalition operated at a 4.5% cap anticipating the less-than 100% utilization. In essence, there isn’t anywhere to go from here, since the Coalition is already administering VPK on a minimal operating budget.</p> <p>A motion was made to adopt “option 2” as the Coalition FY 11.12 budget. Shannon reiterated that a motion was on the floor and inquired about further discussion. Ian Golden asked what impact the reductions would have on staff. Sky replied that other considerations would be made when looking at the operating budget: the cost of the audit, contractual agreements, and bank fees. etc.; option 2 would have the minimal impact on staff. Karen Street asked about the impact to quality and child care providers. Sky responded that with option 2, Learn To Earn stipends and college scholarships for child care workers who would like to pursue a degree in early education would most likely continue, but with redefined parameters. Further discussion ensued regarding the correlation between cutting staff and cutting services and Coalition’s ability to maintain quality with a reduced budget.</p>	
<p>New Business</p>	<p><u>Revised School Readiness Priorities:</u></p> <p>Sky referred to a handout defining the current School Readiness Priorities that has served as the guiding document since 2007 to assist with decision making. The last time the priorities were updated was with the addition of ARRA services, but the current document was examined because the Coalition found that it did not cover all families served and a higher level of detail was necessary. The Executive Committee recommended that the proposed revised priorities document include how many children were currently being served in each category and the category’s ranking in the current document. ELC Family Services Administrators, Dennis Corder-Sarnese and Michelle Dockery were available to the board to answer questions and explain the revised document in detail. Sky explained that the revised priorities were divided into three categories: new enrollments, rollovers and disenrollments/reduced services. She explained that although it may seem logical that disenrollments be conducted by inverting the new enrollment priorities, the methodology does not apply in practical terms due to all the aspects surrounding eligibility for services. Once it was established that the families indicated in Priority I were mandated by law or by contractual agreement to be served first, a discussion followed regarding the correlation that the revised priorities have to the budget cuts.</p>	<p>Ian Golden motioned to amend the priorities by increasing the age in Priority IV.2 (Transitional Welfare families) to age 9 and deleting Priority II.5 in order to continue to serve school aged children up to age nine in that eligibility category. Lori Duester seconded the motion. The motion was passed unanimously with Marci Brilley abstaining from the vote.</p> <p>There was no motion to switch Priority II.5 with Priority II.4 as requested by Marci Brilley.</p> <p>Nancy Grzesik motioned to adopt the School Readiness Priorities as amended. Doug Workman seconded the motion. The motion passed unanimously.</p>


<p>New Business (cont)</p>	<p>Marci Brilley requested that the board consider continuing to serve children up to age nine in families who are participating in the welfare transition program (TCC) due to the high risk that if children in this category aged kindergarten to nine years old are no longer served at the present priority, the family is at risk to returning to welfare (Priority I.1) due to the lack of prioritized child care. Marci also requested that Priority II, Number 5 be moved to Number 4; the category proposed as Priority 2, Number 4 are families where children are in the care of Relative Care-givers and/or those receiving TANF child-only benefits. A discussion followed regarding the requests, including the elimination of Priority IV.2 if children up to age 6-9 would continue to be served in Priority II.5.</p> <p>Michelle Dockery and Dennise Corder-Sarnese continued to facilitate an in-depth discussion of the priorities document. Discussion followed, but without any additional recommendations or requests from the board for revisions.</p> <p><u>Sliding Scale Fee</u></p> <p>Cathie Odom referred to the handout (Disenrollment Scenarios) explaining the options for reducing services to school aged children.</p> <p>Sky referred to the handouts defining AWI's proposed sliding fee scale options, Brevard's current parent sliding scale fee and a comparison of Brevard's fees to other Florida counties whose demographics are similar to Brevard's.</p> <p>Shannon asked for comments from School Readiness providers present in the public forum. Denise Lang from Bear Hugs child care center remarked that raising parent fees will not make parents happy, but if they had a choice between no care and paying more, they would choose continued care with higher fees. Lori Duester remarked that private-pay clients must have their fees raised annually and that it was not unreasonable to expect subsidized-care parents to experience a proportional increase in rates in order to continue care.</p> <p><u>Head Start Proposals:</u></p> <p>Sky Beard included this subject on the agenda to keep the board informed of the progress of the Head Start RFPs and ELCB's role in the process. Agencies that are planning on submitting proposals are requesting letters of support from ELC and Sky proposed a question to the board regarding how the boards recommend that she move forward with those requests. It was recommended that Sky submit "letters of commitment", not necessarily support, that commit ELC to working with agencies based on the level of corroboration necessary according to the role of ELC in Head Start services.</p>	<p>Ian Golden made a motion to adopt scenario four of the Disenrollment Scenarios (Effective 8/10/11 – no service to children ages 7-12; reduced services to children age 5-6 in school; incoming Kindergarten students have full services until 8/15/2011) and to charge Coalition staff with adopting a revised parent sliding fee scale that will correlate with the proposed reduction in services and disenrollments. Myrna Shimei seconded the motion. The motion was passed unanimously with Mona Potter and Lori Duester (School Readiness Providers) abstaining.</p>
----------------------------	--	--


	necessary according to the role of ELC in Head Start services.	
Board Updates	<p><u>Providers:</u> Doug Workman reminded the Board that his term would be up next and expressed to the providers in the public forum that he would be available talk to them if they were considering joining the Board.</p> <p><u>Licensing:</u> Cindy Lecky reported to the Board that the June Newsletter would be available online with updates regarding food services and the new federal guidelines concerning drop –side cribs.</p>	
Public Comment	The board did not have any further comments. Florence Walker-Hunter inquired regarding the possible changes to VPK in requiring parent fees. Sky responded that the Florida constitution states that VPK is currently “free to all eligible four year olds regardless of income.”	
Adjournment	The meeting was adjourned at 6:48pm	
Next Meeting	June 20, 2011	

January 2011 Board of Directors Minutes Approved:

Respectfully Submitted,

Approved

 6/24/2011

 6/24/2011

Signature

Date


Signature

Date

Director of Human Recourses

Executive Director

and

 6/24/2011

Signature

Date

Executive Coordinator

Board of Directors Meeting
Tuesday, May 31, 2011 4:00 pm

AGENDA

- I. Call to Order
- II. Coalition Roll Call by Self Introduction
- III. Consent Items
 - a. Minutes: April 19, 2011
 - b. Director's Report
 - c. Finance Report
- IV. Committee Reports
 - a. Executive / Finance Committee
- V. Old Business
 - a. FY 11.12 Legislative and Funding Update
- VI. New Business
 - a. Revised School Readiness Priorities
 - b. Sliding Fee Scale
 - c. Head Start Proposals
- VII. Board Updates
 - a. Providers (Priscilla DeNino, Lori Duester and Doug Workman)
 - b. Licensing (Cynthia Leckey)
- VIII. Public Comment
- IX. Adjourn

Next Meeting: June 21, 2011



EARLY LEARNING COALITION OF BREVARD COUNTY, INC.



MINUTES: Board of Directors Meeting

DATE/TIME: Tuesday, April 19, 2011 at 4:00 p.m.

LOCATION: Early Learning Coalition Rockledge Office, 1018 Florida Ave, Rockledge, FL 32955

MEMBERS PRESENT: Marci Brillely, Mildred Coyne, Priscilla DeNino, Paula Davis in attendance for Ian Golden, Mike Durante, Nancy Grzesik, Natalie Jackson, Cindy Leckey, Mona Potter, Myrna Shimei, Karen Street, Shannon Smithwick, Doug Workman

EXCUSED ABSENT MEMBERS: Althea Puzio

UNEXCUSED ABSENT MEMBERS: Lori Duester

STAFF PRESENT: Sky Beard, Gwen Hertlein-Haber, Juliet Fletcher, Jennifer Kondash, Cathie Odom

GUEST/PUBLIC: Sally Shinn, Mona Stevenson, Denise Griffith

CALLED TO ORDER: Shannon Smithwick, Chairperson called the meeting to order at 4:01 p.m.
Self-introductions were conducted and quorum was established.

AGENDA ITEM	SUMMARY/DISCUSSION	ACTION/FOLLOW-UP
Consent Items	<p>Minutes: February 15, 2011: There are no changes to be made to the March minutes.</p> <p>Directors Report: Sky Beard, Executive Director, reported the following to the Board:</p> <p><u>AWI Update:</u> Sky attended a meeting of the Association of Early Learning Coalitions (AELC) in Orlando on April 12, 2011. The meeting provided an opportunity for Coalition Executive Directors to strategize about the current legislative session as well as address other topics related to early childhood education. The AELC's Annual Meeting is scheduled for May 24-26, 2011 in Sandestin.</p> <p><u>Coalition Update:</u> Coalition staff hosted two sessions of provider meetings on March 17 at Rockledge City Hall. The meetings were a great opportunity for the Coalition to provide updates regarding the School Readiness and VPK programs as well as answer any questions providers may have regarding the Coalition and its services. The meetings were well attended and included good conversations about professional development, provider contracts, VPK round ups and other relevant topics. The Front Door to Services Project continues at the Coalition as a systematic way to look at the various methods that staff interacts with the community and to determine how services can be enhanced. Staff has completed the "As Is" mapping sessions and have moved into "To be" sessions that have generated many good ideas and suggestions.</p>	<p>Nancy Grzesik motioned for of all Consent Items to be approved. Mildred Coyne seconded the motion. The motion passed unanimously by all Board Members.</p>

In March, the Coalition implemented an opportunity for enhanced professional development and communication amongst the leadership at the agency. Monthly Leadership Team meetings have been scheduled to provide a venue for Directors and Administration to discuss policy as well as participate in activities that will assist in the further development of the Coalition leadership.

Prior to April 14, the Coalition had issued 1,272 VPK certificates at nine (9) VPK round ups. There are an additional nine (9) round ups still scheduled through June 1st, 2011.

As of April 14, 2011 there were 1,544 children representing 1,208 families on the waiting list.

Fundraising/Outreach Report:

Juliet Fletcher, Director of Resource Development, presented the Board with a Resource Development Report which listed the following dates:

- CCEP – currently planning for next fiscal year
- VPK – collected family information cards at the VPK round-up that will provide families with resources such as transition to kindergarten and encourage raising funds for match.
- April 29 – Fiesta Brevard

Quality Report:

Jennifer Kondash, Director of Quality Assurance, reported the Coalition is currently at the Development and Design Phase of the Early Learning Information System (ELIS).

Jennifer informed the Board of an onsite monitoring is scheduled for April 20, 2011 for Florida First Start. Jennifer asked the Board to please contact her by email:jkondash@elcbrevard.org if interested in participating in the onsite home visits and informed the Board that this is a good opportunity to learn more about the program.

Finance Report:

Cathie Odom, Director of Business Operations, reported the direct services utilization for the months of February and March. There was a decrease in the number of children served for the month of February with a total of 4,314 children served. Cathie stated there is an overall increase for the month of March with an evident increase in protective service and TANF referrals. Cathie referred to the presented graphs which show there is 101% over-utilization for FY 10.11. School Readiness match is still projecting low, but showing a slight increase from unique areas. Cathie stated she spoke with AWI

	and Coalitions will not be penalized for having a match shortage this year.	
Committee Reports:	<p><u>Executive/Finance Committee:</u></p> <p>Shannon Smithwick reported to the Board that the Executive/Finance Committee met on April 11th and Legislative and Funding Update, FY 10.11 Utilization and Disenrollment's will be further discussed under Old Business. Shannon informed the Board that there is a SR/VPK provider where alleged fraud has taken place and the case will be taken to the State Attorney's office. Effective April 15th the Coalition has been advised by the Coalition's attorney to terminate all Coalition contracts associated with the provider. Coalition staff has contacted parents to initiate transfers to another provider.</p> <p>The committee discussed provider quality reassessment scores and the consequences when a provider scores below the contractually required 3.5 on the reassessment.</p> <p>The Committee reviewed and has determined that the ELC will be unable to provide SR services for Head Start children over the summer. In some previous years, the Coalition had additional funds to be able to do so, but due to the high number of children served this year the Coalition is unable to do so this summer.</p>	No Action Required
Old Business	<p><u>Legislative and Funding Update:</u></p> <p>Sky Beard presented a PowerPoint presentation overview and indicated the Florida House re-organization committee passed a bill that established the newly created Department of Economic Opportunity (previous names had been Dept. of Commerce and Jobs Florida) and would keep the Office of Early Learning together with all Workforce programs under this new agency. Under this proposed system, SR and VPK would stay together under one state agency. However, the bill does require that an evaluation of the state early learning systems be conducted in order to determine the most efficient and effective way to administer early learning programs. The current bill requires that this evaluation be completed by November 2011, though Coalitions are recommending that the report deadline be extended until November 2012 to allow ELIS and the ARRA funded quality initiatives (screening and assessment, program assessment, professional development, etc.) to be fully implemented so that they can also be incorporated into the report. No action is expected until the Legislative session ends on May 6th.</p> <p><u>Utilization and Disenrollment:</u></p> <p>Cathie Odom informed the Board that Coalition staff sent a letter to AWI asking for additional funds to help balance the</p>	No Action Required

	projected deficit for FY 10.11. The letter stated that Coalition will have to start to dis-enroll school age children if no funding is available. This will be the Coalition's first time requesting additional funding. In past years the Coalition has sent funds to be re-obligated to other coalitions.	
New Business	<u>Review of Mission, Vision and Values:</u> Sky Beard provided a handout with the Coalition's mission, vision and values statements. Sky informed the Board that the Coalition has never established a values statement and that the mission and vision statements were established before services were brought in-house in 2007. She mentioned that it would be a great opportunity to discuss the mission, vision and values statements at the next Board meeting.	The Coalition's mission, vision and values statements will be reviewed and discussed at the May Board Meeting.
Board Updates	<u>Licensing:</u> Cindy Leckey, the Supervisor of Water Program and Childcare, inform the Board she is currently training and does not have any licensing updates at this time.	No Action Required
Public Comment	Mona Stevenson, Rockledge Rotary informed the Board that Derby Day will be held on May 7 th at the Holiday Inn in Viera. Mona informed the Board that sponsor tables were still available and mentioned the value a sponsorship would add to their companies. All proceeds will benefit the Coalition. For more information or tickets you may contact ELC or Mona Stevenson.	No Action Required
Adjournment	The meeting was adjourned at 5:25 pm	
Next Meeting	May 17, 2011	

April 2011 Board of Directors Minutes Approved:

Respectfully Submitted,

Approved

Signature

Date

Signature

Date

Executive Coordinator

Executive Director



LAUNCHING A CHILD'S FUTURE

Director's Report May 2011

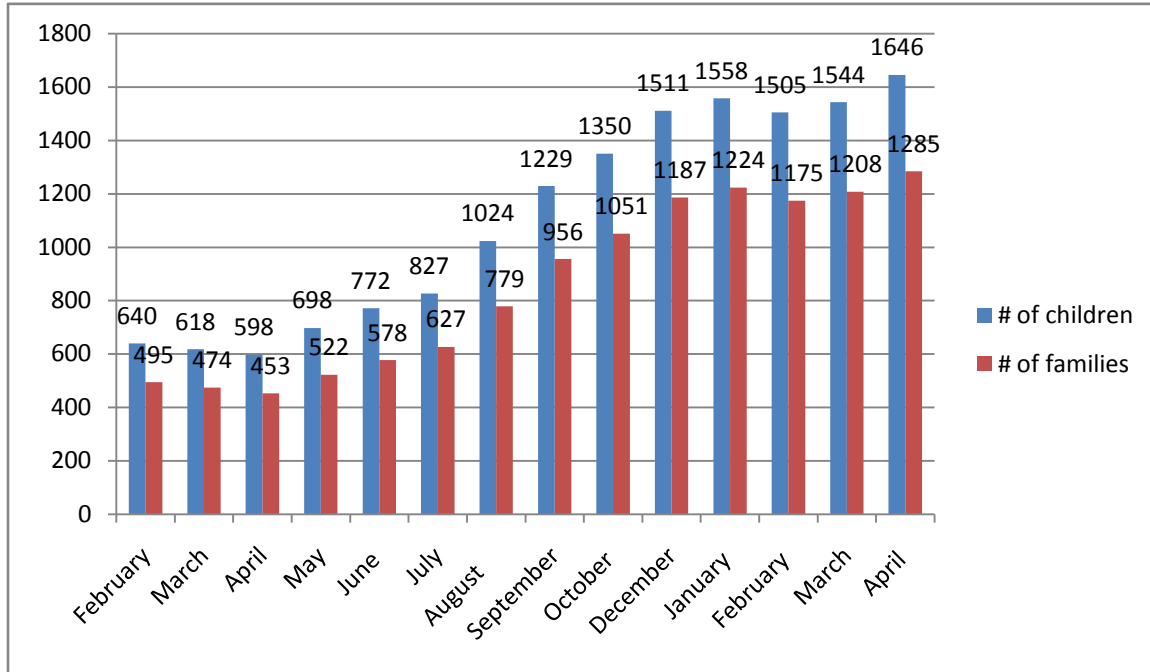
Agency for Workforce Innovation (AWI) / Office of Early Learning (OEL) Update:

- Sky Beard attended a meeting of the Association of Early Learning Coalitions in Sandestin on May 24 - 26, 2011. The Annual Meeting was held to allow the Coalitions from around the state to process the concluded legislative session and to provide time for strategic planning for the next fiscal year.
- The next meeting of the Early Learning Advisory Council (ELAC) is scheduled for June 17, 2011 in Tampa. In addition, Coalition Executive Directors will be meeting with the Office of Early Learning staff on June 16 in Tampa as well. Sky Beard will be attending both of these meetings on behalf of the Early Learning Coalition of Brevard.

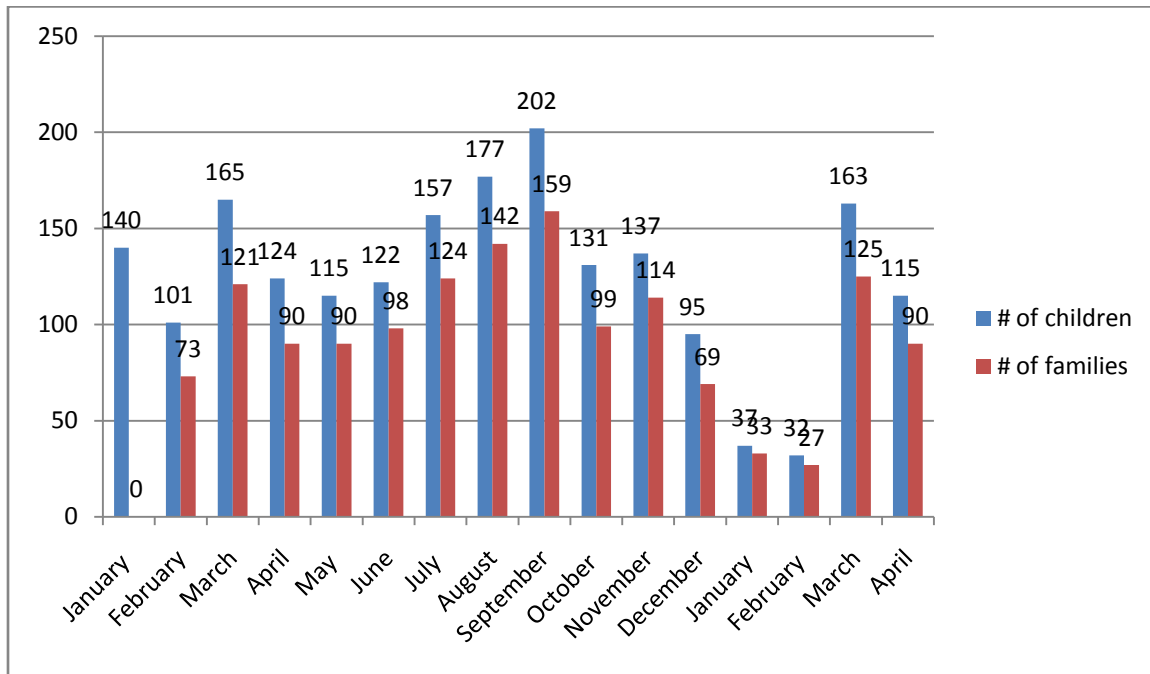
Coalition Update:

- Coalition staff participated in two walks for the March of Dimes. A team participated in March for Babies on April 30 at Jetty Park and another team walked on May 14 at The Avenue Viera.
- Coalition staff continues to discuss options available for addressing client and provider fraud in the School Readiness and VPK programs. Internal meetings occurred in May to address the system of handling potential fraud. On May 12, 2011, the Coalition invited the regional fraud investigator with the Department of Financial Services to meet with key staff to discuss fraud processes. Coalition staff is meeting with staff from the Early Learning Coalition of St. Lucie County to share policies and procedures regarding fraud. After that meeting, staff will be meeting with the Coalition's attorney to further discuss fraud processes. The topic will be brought to the board at a near future board meeting.
- The last VPK round up is scheduled for June 1 at Palm Bay Community Charter. Coalition staff will remain available to issue VPK certificates at offices throughout the county throughout the summer. To date, the Coalition had issued 3,155 VPK certificates during the round up process.
- As of May 30, 2011 there were 1,646 children representing 1,285 families on the waiting list. During the month of April, 115 new children representing 90 families went on the waiting list.

Waiting List Status February 2010 – April 2011



Number of New Children/Families Added to the Waiting List



ELCB FY 10.11
Direct Service Utilization Report

Billing Period	Children SERVED (unduplicated)	Per child Cost	97ARA	97PP0	97R00	97G00	97GSD	97P00	97GNW	89J00	Total Direct Service Expenditures*	Monthly Direct Service Allocation	Match required**	Match obtained
July-10	4,305	\$ 337.24	\$ 80,380	\$ 11,647	\$ 221,566	\$ 64,680	\$ 134,490	\$ 803,865	\$ 146,838	\$ -	\$ 1,451,819	\$ 1,362,240	\$ 48,231.88	\$ 17,999.19
August-10	4,347	\$ 304.08	\$ 60,715	\$ 11,846	\$ 198,974	\$ 56,374	\$ 118,775	\$ 755,289	\$ 131,719	\$ -	\$ 1,321,846	\$ 1,362,240	\$ 45,317.36	\$ 18,036.12
September-10	4,421	\$ 300.71	\$ 61,249	\$ 14,769	\$ 202,577	\$ 55,293	\$ 121,296	\$ 754,389	\$ 134,619	\$ -	\$ 1,329,424	\$ 1,346,400	\$ 45,263.32	\$ 17,772.08
October-10	4,414	\$ 287.29	\$ 61,375	\$ 15,513	\$ 188,384	\$ 53,198	\$ 116,558	\$ 717,476	\$ 131,107	\$ -	\$ 1,268,098	\$ 1,270,080	\$ 43,048.56	\$ 22,534.54
November-10	4,350	\$ 303.22	\$ 59,024	\$ 15,804	\$ 192,927	\$ 61,037	\$ 122,006	\$ 745,836	\$ 138,178	\$ -	\$ 1,319,008	\$ 1,314,720	\$ 44,750.17	\$ 22,544.29
December-10	4,313	\$ 314.31	\$ 53,654	\$ 15,166	\$ 192,411	\$ 62,630	\$ 121,247	\$ 783,144	\$ 142,544	\$ -	\$ 1,355,630	\$ 1,357,920	\$ 46,988.63	\$ 22,974.37
January-10	4,267	\$ 281.36	\$ 45,497	\$ 13,418	\$ 177,944	\$ 56,445	\$ 107,147	\$ 681,956	\$ 131,562	\$ -	\$ 1,200,551	\$ 1,224,720	\$ 40,917.37	\$ 22,956.15
February-10	4,247	\$ 274.86	\$ 46,946	\$ 12,433	\$ 177,934	\$ 59,078	\$ 104,237	\$ 652,507	\$ 126,649	\$ -	\$ 1,167,351	\$ 1,152,000	\$ 39,150.43	\$ 24,072.54
March-10	4,314	\$ 315.27	\$ 53,909	\$ 12,686	\$ 215,128	\$ 67,543	\$ 120,353	\$ 765,505	\$ 137,617	\$ -	\$ 1,360,054	\$ 1,308,240	\$ 45,930.28	\$ 24,006.49
April-10	4,199	\$ 289.94	\$ 536,437	\$ 10,388	\$ 192,696	\$ 61,125	\$ 108,217	\$ 187,369	\$ 131,610	\$ -	\$ 1,217,452	\$ 1,214,360	\$ 11,242.13	\$ 23,237.87
May-10											\$ -		\$ -	
June-10											\$ -		\$ -	
Final Invoice											\$ -		\$ -	
TOTALS	4,318	\$ 300.83	\$ 1,059,187	\$ 133,671	\$ 1,960,540	\$ 597,404	\$ 1,174,325	\$ 6,847,335	\$ 1,352,441	\$ -	\$ 12,991,233	\$ 12,912,920	\$ 410,840.12	\$ 216,133.64
													Remaining Match Required	\$ 194,706.48

* For internal utilization purposes - includes Gold Seal and Project Safety Net expenses, DOES NOT include CCEP direct services

** Match required does not have to be obtained monthly, overall total must be obtained by end of fiscal year and may include in-kind.

* In-kind match to be submitted for approval

OCA above	Billing Group
97PPO	CCEP (Child Care Executive Partnership)
97ROO	BG-1 (Protective Services / DCF referrals)
97GOO	BG3W, BG-5 (TANF / TCC (transitional child care) referrals)
97GSD	GOLD SEAL DIFFERENTIAL
97POO	BG-8 (working poor / income eligible)
97GNW	BG-3, BG-3R (TANF referrals)
97ARA	American Recovery and Reinvestment Act (Stimulus funds)
89J00	PROJECT SAFETY NET (case management services)

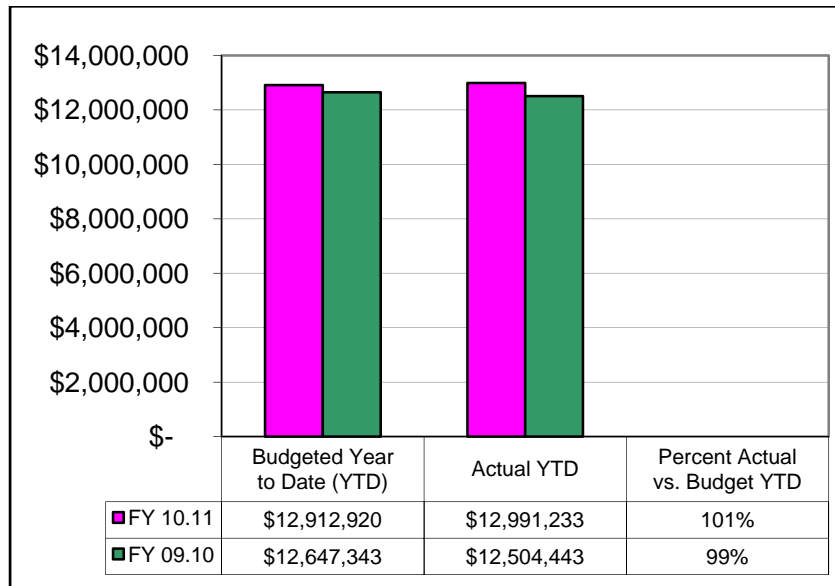
YTD Spending Rate (overall)	83.52%	Expected YTD Spending Rate	83.02%
YTD Surplus / Deficit (overall)	(\$78,312.54)		
CCEP YTD Spending Rate (overall)	38.75%	Expected YTD Spending Rate	83.33%
YTD Surplus / Deficit (overall)	\$153,829.34		

ELCB FY 10.11
Direct Service Utilization Report

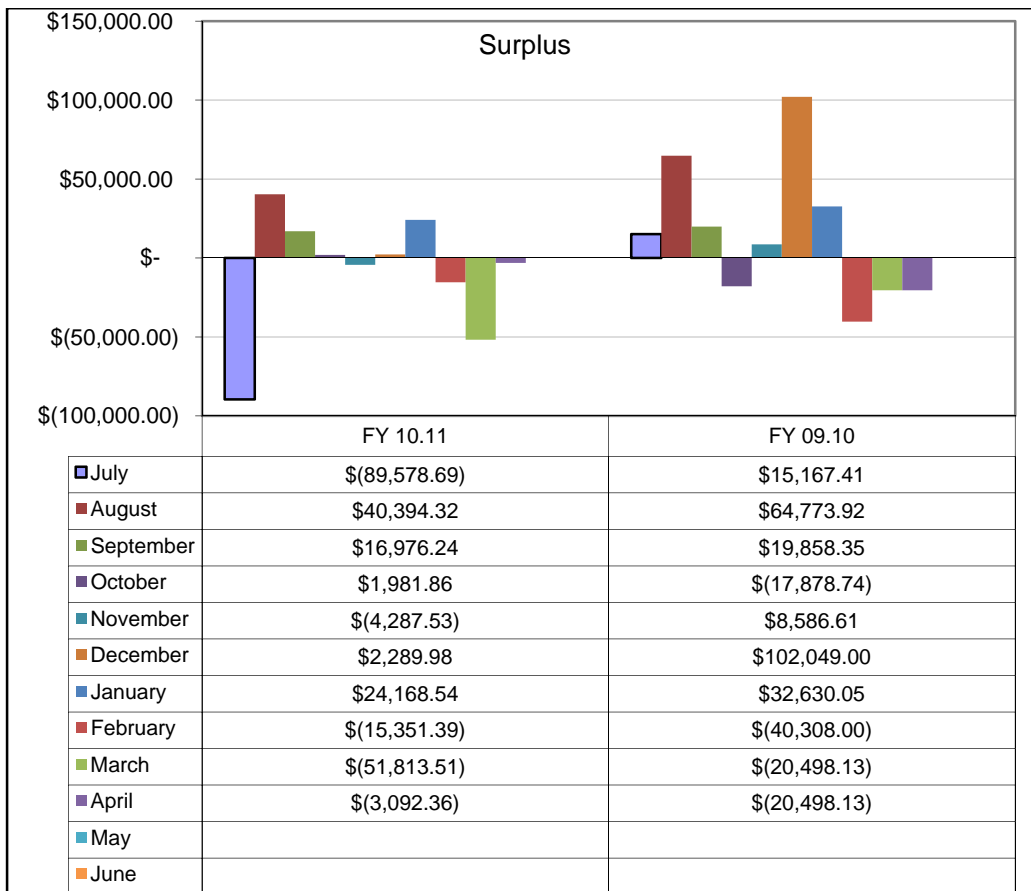
Month	Target Enrollment	# of Children Served	Avg Daily Rate / Child	# of Days	School Age Notes	Overall Expected Child Care	Overall Actual Child Care	Spending Rate	Surplus / Deficit	YTD Expected	YTD Actual
July	4300	4305	\$15.33	22	FT (22 days)	\$1,362,240.00	\$1,451,818.69	106.58%	(\$89,578.69)	\$1,362,240.00	\$1,451,818.69
August	4300	4347	\$13.82	22	FT (5 days)	\$1,362,240.00	\$1,321,845.68	97.03%	\$40,394.32	\$2,724,480.00	\$2,773,664.37
September	4250	4421	\$13.67	22	FT (2 day)	\$1,346,400.00	\$1,329,423.76	98.74%	\$16,976.24	\$4,070,880.00	\$4,103,088.13
October	4200	4414	\$13.68	21	FT (1 day)	\$1,270,080.00	\$1,268,098.14	99.84%	\$1,981.86	\$5,340,960.00	\$5,371,186.27
November	4150	4350	\$13.78	22	FT (4 days)	\$1,314,720.00	\$1,319,007.53	100.33%	(\$4,287.53)	\$6,655,680.00	\$6,690,193.80
December	4100	4313	\$13.67	23	FT (10 days)	\$1,357,920.00	\$1,355,630.02	99.83%	\$2,289.98	\$8,013,600.00	\$8,045,823.82
January	4050	4267	\$13.40	21	FT (2 days)	\$1,224,720.00	\$1,200,551.46	98.03%	\$24,168.54	\$9,238,320.00	\$9,246,375.28
February	4000	4247	\$13.74	20	FT (1 day)	\$1,152,000.00	\$1,167,351.39	101.33%	(\$15,351.39)	\$10,390,320.00	\$10,413,726.67
March	3950	4314	\$13.71	23	FT (4 days)	\$1,308,240.00	\$1,360,053.51	103.96%	(\$51,813.51)	\$11,698,560.00	\$11,773,780.18
April	3900	4199	\$13.81	21	FT (2 days)	\$1,214,360.00	\$1,217,452.36	100.25%	(\$3,092.36)	\$12,912,920.00	\$12,991,232.54
May	3850			22	FT (6 days)	\$1,284,680.00	\$0.00			\$14,197,600.00	
June	3800			22	FT (22 days)	\$1,356,734.00	\$0.00			\$15,554,334.00	
Final Invoice											
YTD Totals		4318	\$13.86	261		\$15,554,334.00	\$12,991,232.54	100.59%	(\$78,312.54)		

Early Learning Coalition of Brevard County Inc.
Year to Date Comparison – April 2011

Slot Utilization FY 10.11 to FY 09.10 (Annual Budget - \$15,554,334)

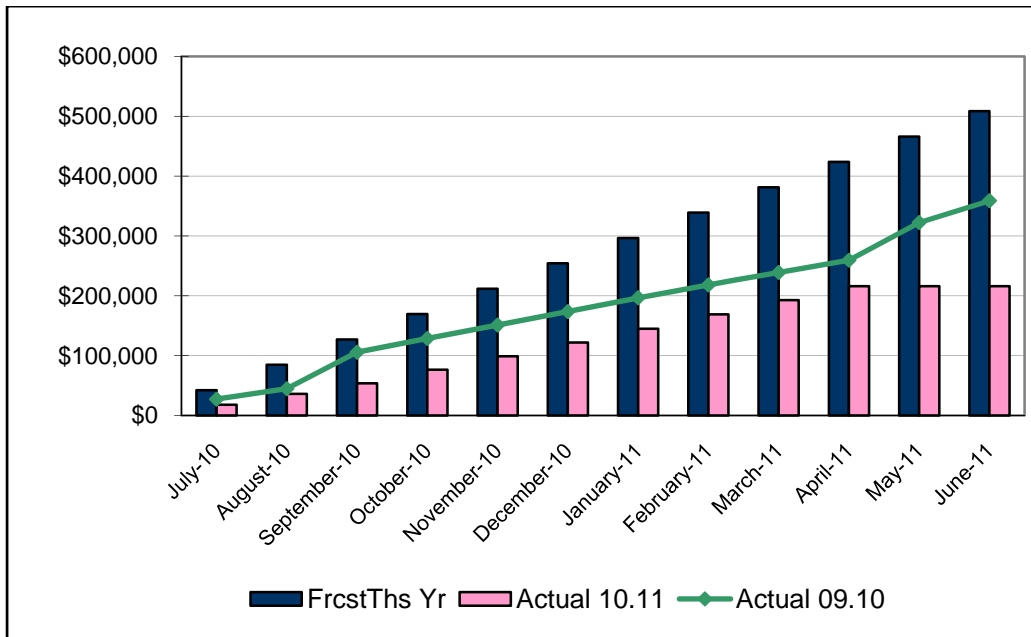


FY 09.10 – FY 10.11 Comparison – Surplus/Deficit

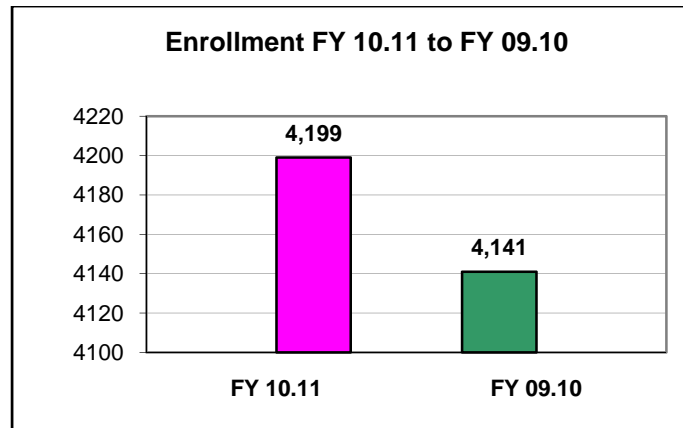


Early Learning Coalition of Brevard County Inc.
 Year to Date Comparison – April 2011

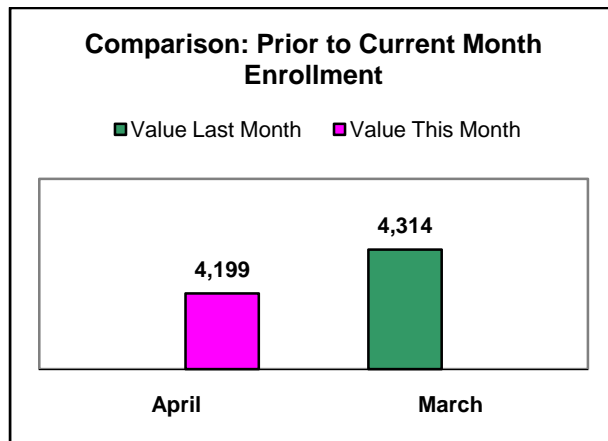
School Readiness Match – Actual to Forecast & Comparison to FY 09.10



Enrollment FY 10.11 Compared to FY 09.10 (Month of April)



Comparison: Prior to Current Month Enrollment



Early Learning Coalition of Brevard County
Slot Utilization Analysis
July 2010 - June 2011
Prepared April 19, 2011

Preliminary Slot Surplus/(Deficit) Forecast:

	Month	Max Days Payable	Slot Expense (\$)	Actual/Forecasted # Children Paid	Prior Month Projection	Avg Cost Per Child Paid Per Day	Previous Month Avg Cost Per Child Paid Per Day
Actual	Jul-10	21	\$ 1,444,498	4305	4400	\$ 15.98	\$ 18.43
Actual	Aug-10	23	\$ 1,345,730	4347	4300	\$ 13.46	\$ 15.64
Actual	Sep-10	21	\$ 1,325,207	4421	4300	\$ 14.27	\$ 14.42
Actual	Oct-10	22	\$ 1,283,888	4414	4250	\$ 13.22	\$ 15.16
Actual	Nov-10	22	\$ 1,309,145	4350	4200	\$ 13.68	\$ 15.14
Actual	Dec-10	21	\$ 1,357,256	4313	4150	\$ 14.99	\$ 15.16
Actual	Jan-11	23	\$ 1,200,551	4267	4100	\$ 12.23	\$ 15.14
Actual	Feb-11	20	\$ 1,167,687	4247	4050	\$ 13.75	\$ 15.13
Actual	Mar-11	22	\$ 1,357,338	4199	4000	\$ 14.69	\$ 15.14
Actual	Apr-11	21	\$ 1,136,920	4168	3950	\$ 12.99	\$ 15.14
Forecast	May-11	23	\$ 1,338,777	4137	3900	\$ 14.07	\$ 16.60
Forecast	Jun-11	21	\$ 1,245,797	4106	3850	\$ 14.45	\$ 16.69
	Projected Expense		\$ 15,512,794			\$ 14.45	\$ 15.57
	Budget		\$ 15,554,334				
	Surplus/(Deficit)		\$ 41,540	YTD thru Jun 30, 2011			

Unduplicated	Beginning Slots	Increase (Decrease)	Total		
Jul-10	4367	-62	4305	\$	1,444,498
Aug-10	4305	42	4347	\$	1,345,730
Sep-10	4347	74	4421	\$	1,325,207
Oct-10	4421	-7	4414	\$	1,283,888
Nov-10	4414	-64	4350	\$	1,309,145
Dec-10	4350	-37	4313	\$	1,357,256
Jan-11	4313	-46	4267	\$	1,200,551
Feb-11	4267	-20	4247	\$	1,167,687
Mar-11	4247	-48	4199	\$	1,357,338
Apr-11	4199	-31	4168	\$	1,136,920
May-11	4168	-31	4137	\$	1,338,777
Jun-11	4137	-31	4106	\$	1,245,797
Avg Monthly Cost of Care:	\$ 314.25			\$	15,512,794

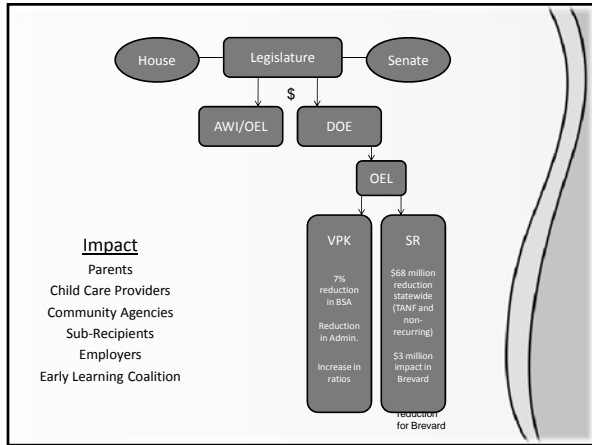
Target	4,141
Projected	4,137
Variance	(4)

Assumptions:

1. July 2011 children served projection = Actual Children Served
2. Budgeted Slot Dollars adjusted up to 15,554,334.00
3. Titusville enrolls projected at 19/month

Legislative and Budget Update

ELC Board of Directors
May 31, 2011



Reorganization

- The Office of Early Learning moving from the Agency for Workforce Innovation to the Department of Education in a separate division, not under the authority of the State Board of Education; with the Governor appointing the Director with confirmation by the Senate
- Bill language also includes a fiscal and performance review by the Auditor General of the "Office of Early Learning service programs and related delivery systems"
- To be concluded by 12/31/11

VPK Impact

- 7% reduction in base student allocation
 - Current year: \$2,546.12 per child for school year program and \$2,165.49 for summer
 - FY 11/12: \$2,386.33 per child for school year program and \$2,028.83 per child for summer
- Reduction in allowable administrative costs from 4.5% to 4%
 - Impact likely to be seen in number of professional development activities to be offered to VPK providers, format of VPK round ups, and additional opportunities that would have been available to VPK providers, children and their families.

VPK Impact

- Increased instructor to student ratios
 - Current: 1:10 or 2:18; Next FY: 1:11 or 2:20
 - Impact on quality yet to be seen
 - Unknown ability for providers to simply “add more children”
 - Ability to balance loss of per child funding yet unknown
 - System to catch up with legislation (forms, payment system, etc.)

School Readiness Impact

- \$38 million reduction in non-recurring funds (no replacement for ARRA dollars)
- \$30 million reduction due to federal TANF losses
- No line item veto by the Governor

Total Local Impact

Total School Readiness reduction: \$2,930,097

Total VPK reduction (Admin): \$79,668

Total Reduction for Brevard: \$3,009,765

School Readiness Priorities

School Readiness Eligibility Priorities for New Enrollments

These priorities pertain only to families new to School Readiness services that are served through a priority referral, called off the Unified Waiting List, or are contractually required to be served or are served during a period of open enrollment. These priorities determine who is served first when funding is available. All items are listed in order of category to be served within each priority.

Priority I

1. TANF recipients; referrals from Brevard Workforce; federal priority; required to serve
2. Children at –risk; referrals from DCF or designee; federal priority; required to serve
3. CDBG funded children; local match; contractual requirement to serve
4. CCEP funded children; contractual requirement to serve; separate funding

Priority II

1. Children at –risk; referrals from DCF or designee
2. Special needs children; referrals from Early Steps or Brevard Public Schools
3. Teen parents
4. Relative caregivers and those receiving TANF-only child benefits; referrals from DCF
5. Participants in the Transitional Child Care program; referrals from Brevard Workforce
6. Out of county transfers; must be receiving services in other county

Priority III

1. Infant siblings of children currently receiving School Readiness services
2. Special needs children up to age 13; referrals from Brevard Public Schools
3. Children on the waiting list

School Readiness Eligibility Priorities for New Enrollments	
These priorities pertain only to families new to School Readiness services that are served through a priority referral, called off the Unified Waiting List, or are contractually required to be served or are served during a period of open enrollment.	
These priorities determine who is served first when funding is available. All items are listed in order of category to be served within each priority.	
Priority IV	
1. Relative caregivers and those receiving TANF-only child benefits (up to age 9)	
2. Participants in the Transitional Child Care program (up to age 9)	
3. Special needs children up to age 19	
4. School-age children from a working family	
5. Out of county transfers (school age children); must be receiving services in other county	
Priority V	
1. Children of migrant farm workers.	
2. Any other child eligible under federal law or regulations governing those federal funds, state law, and the parameters set forth by the Coalition	

FY 2011-2012 Budget

School Readiness (SR)

17,071,254

VPK

11,431,338

Anticipated Reduction SR

2,930,097

Anticipated Reduction VPK Admin (100% utilization)

79,668

Reduction in:	Option 1	Option 2	Option 3	Alternative Option
Slots Reduction	2,783,592	2,724,990	2,555,045	2,930,097
SR Operating Budget Reduction	146,505 5.0%	205,107 7.0%	375,052 12.8%	-
VPK Operating Budget Reduction	<u>79,668</u>	<u>79,668</u>	<u>79,668</u>	<u>79,668</u>
TOTAL Operating Reduction	226,172	284,774	454,720	79,668
Reduction in Match:	Option 1	Option 2	Option 3	Alternative Option
Current Match	532,114	532,114	532,114	532,114
Match Reduction	<u>136,953</u>	<u>134,070</u>	<u>125,708</u>	<u>144,161</u>
Net Match	395,161	398,044	406,406	387,953

Citations for Disenrollment Language

AWI Fiscal Policy 240.04 (School Readiness Funds Management)

“A coalition shall not disenroll a child due to a deficit unless the coalition has forecasted a deficit through the end of the fiscal year and has implemented one or more of the fund management strategies listed on page 3 of this document. If, after implementation of fund management strategies, the coalition continues to project a deficit, making disenrollment necessary, the coalition may only disenroll children in a subsequent priority eligibility group described in section 411.01(5)(d)9. or (6)(a)-(c), Florida Statutes. The coalition shall not disenroll any group of children prior to consulting with representatives of the Agency.”

“A coalition shall establish a strategy for managing School Readiness funds and preventing a budgetary deficit. Where applicable, a coalition plan amendment may be required. Strategies may include, but are not limited to, the following:

- transferring School Readiness funds from nondirect services to direct services within the targets and restrictions of the coalition’s grant award;
- leveraging resources through partnerships (*e.g.*, local government, Head Start, children’s services councils);
- delaying the enrollment of a child in a subsequent priority eligibility group;
- suspending automatic enrollments in subsequent priority eligibility groups of those children previously enrolled in a priority eligibility group but no longer eligible for the priority eligibility group (commonly called “rollovers”);
- reducing payment rates for School Readiness providers;
- amending its School Readiness plan to increase parent copayments and remain in compliance with Rule 60BB-4.400, Florida Administrative Code, and OEL Program Guidance 400.01; and
- completing eligibility re-determinations in accordance with Rule 60BB-4.209, Florida Administrative Code.”

AWI Grant Agreement (Page 6(12)(d))

“In accordance with OEL File 240.04, the Coalition must notify the Agency within forty-eight (48) hours of the initiation of formal considerations by the coalition of disenrolling students from early learning programs and at least five (5) days before the Coalition takes any action to notify providers or families of a determination to disenroll students. The Coalition shall not disenroll any group of students prior to consulting with representatives of the Agency.”

Early Learning Coalition of Brevard County, Inc.
School Readiness Eligibility Priorities for New Enrollments
Effective October 1, 2008

The Early Learning Coalition of Brevard County has the following priorities:

Priority I (ongoing open enrollment):

1. Children (age's birth to twelve) of families participating in the Workforce Development program who receive temporary cash assistance and are subject to federal work participation requirements (**TANF**) as determined by the Agency for Workforce Innovation or designee.
2. Protective Services children younger than Kindergarten eligibility who are determined by the Department of Children and Families or designee as children at-risk for abuse or neglect/

Priority II (ongoing open enrollment):

1. Children up to age 9 whose parents are participating in the welfare transition program or are at risk of welfare dependency. (Referrals from Workforce Development and Department of Children and Families for **Transitional Child Care**).
2. A child, whose parent is a teenager attending middle or high school and is younger than Kindergarten eligibility not enrolled in the **Teen Age Parent Program** through Brevard Public Schools and is not eligible for Head Start.

Priority III (enrollment only upon Coalition Board directive):

1. Children with **documented special needs** through age seventeen (17)
2. Infants of siblings currently receiving school readiness services.
3. Protective Services children (kindergarten up to age nine), as determined by the Department of Children and Families or designee.
4. Children younger than Kindergarten eligibility whose family is a working family whose family income does not exceed 150% of the federal poverty level. (May continue in the school readiness program until the household income exceeds 200% of the federal poverty level).
5. Children whose care is funded through a Community Development Block Grant (CDBG).

Priority IV (enrollment only upon Coalition Board directive):

1. School-age children (kindergarten up to age nine) whose family is working family whose household income does not exceed 150% of the federal poverty level. (May continue in the subsidy program until the household income exceeds 200% of the federal poverty level).
2. Children of migrant farm workers.
3. Any other child eligible under federal law or regulations governing those federal funds, state law, and the parameters set forth by the Coalition.

Note: The Coalition may modify these priorities based on funding constraints; advance notice will be provided to the contractor delivering eligibility and enrollment services:

ARRA Priorities (as funding is available)

Allowable priorities include unemployment compensation clients and new income eligible (BG-8) families not otherwise targeted by an ELC due to funding limitations.

1. **Children of families with one or more parent receiving unemployment compensation (UC).** Note: In a 2 parent household, at least one parent must receive US benefits; the other parent may also receive UC benefits or may be income eligible (working poor). Limited to 6 months per Florida Administrative Code. Effective July 1, 2009.
2. **Children of income eligible families (working poor) who document they are homeless, living in a shelter or in a domestic violence situation.** Limited to 12 months*. Effective August 1, 2009.
3. **Priority IV or ELC SR priorities not currently being enrolled due to funding limitations: school age children (kindergarten up to age 9) of income eligible families.** Limited to 12 months*. Effective June 24, 2010.

*12 month limit is recommended due to funding uncertainty. Board may re-assess at a later date and recommend continued funding is available.

Early Learning Coalition of Brevard County, Inc.

Originally Established October 1, 2008

Revised Effective July 1, 2011

School Readiness Eligibility Priorities for New Enrollments

These priorities pertain only to families new to School Readiness services that are served through a priority referral, called off the Unified Waiting List, or are contractually required to be served or are served during a period of open enrollment. These priorities determine who is served first when funding is available.

All items are listed in order of category to be served within each priority.

Priority I (Federal, State or contractual requirements state we must serve families listed in Priority I regardless of funding availability or according to contract specifications)

1. Children (age's birth up to thirteen or up to nineteen if physically or mentally incapable of caring for themselves) of families participating in the Brevard Workforce program who receive temporary cash assistance and are subject to federal work participation requirements (TANF) as determined by the Agency for Workforce Innovation or designee.
Previously Priority I(1) with additional clarification added (233 currently served)
2. Protective Services children birth up to kindergarten eligibility that are determined by the Department of Children and Families or designee as children at-risk for abuse or neglect.
Previously Priority I(2) (556 currently served)
3. Children birth up to kindergarten eligibility whose care is funded through a Community Development Block Grant (CDBG) agreement as defined by the local funder.
Previously Priority III(5) (unknown count on the waiting list; served 144 during current year)
4. Children birth up to age 12 whose care is funded through an approved Child Care Executive Partnership Program (CCEP) agreement as defined by the local funder and availability of funding.
Not previously identified (81 currently served)

Priority II

1. Protective Services/foster care children (kindergarten up to age nine), as determined by the Department of Children and Families or designee.
Previously Priority III(3) (104 currently served)
2. Children birth up to age 3 that have been identified with special needs by the Florida Department of Health/Children's Medical Services Early Steps Program and children with special needs age 3 up to kindergarten eligibility that have been determined eligible as students with disabilities by programs of Brevard Public Schools.
Previously III(1); originally included all special needs children birth through 17 (45 referrals received)

3. A child birth up to kindergarten eligibility whose parent(s), up to age 20, attends an educational program and is not enrolled in the Student Parent Program through Brevard Public Schools or whose parent attends the Student Parent Program and is employed in addition to the program hours.
Previously II(2) with additional clarification added (6 currently served)
4. Children birth up to kindergarten eligibility whose caregivers are receiving cash assistance through the Department of Children and Families – Economic Self-Sufficiency but are not subject to federal work requirements (Relative Caregivers and those receiving TANF-only child benefits).
Not previously identified (120 currently served)
5. Children birth up to kindergarten eligibility whose parent(s) is participating in the welfare transition program or are at risk of welfare dependency (Referrals from DCF’s designee, Brevard Workforce, for Transitional Child Care).
Previously Priority II(1); originally included all children up to age 9 (170 currently served)
6. Children birth up to kindergarten eligibility from a working family whose income does not exceed 200% of the federal poverty level and are currently receiving services in another Florida county.
Not previously identified (unable to obtain specific count but minimal occurrence)

Priority III

1. Infants (birth up to age one) of siblings currently receiving School Readiness services.
Previously Priority III(2) with additional clarification added (72 currently served)
2. Children with documented special needs age kindergarten up to age 13.
Previously included in Priority III(1) which included all special needs children through age 17 (5 currently served)
3. Children birth up to kindergarten eligibility from a working family whose income does not exceed 150% of the federal poverty level. Children in this category are on the Coalition’s waiting list or in the absence of a waiting list are first served based on the date of the School Readiness application submitted by parent.
Previously Priority III(4) (1,878 currently served)

Priority IV

1. Children kindergarten eligibility up to age 9 whose caregiver is receiving cash assistance through the Department of Children and Families – Economic Self-Sufficiency but are not subject to federal work requirements (Relative Caregivers and those receiving TANF-only child benefits).
Not previously identified (119 currently served)
2. Children kindergarten eligibility up to age 9 whose parent(s) is participating in the welfare transition program or are at risk of welfare dependency (Referrals from DCF’s designee, Brevard Workforce, for Transitional Child Care).
Previously Priority II(1); originally included all children up to age 9 (38 currently served)
3. Children with documented special needs age 13 up to age 19.
Previously III(1); originally included all special needs children birth through 17 (2 currently served)

4. School-age children (kindergarten up to age nine) from a working family whose income does not exceed 150% of the federal poverty level.

Previously Priority IV(1) (674 currently served)

5. School-age children from a working family whose income does not exceed 200% of the federal poverty level and are currently receiving services in another Florida county.

Not previously identified (unable to obtain specific count but minimal occurrence)

Priority V

1. Children of migrant farm workers.

Previously Priority IV(2) (none currently served)

2. Any other child eligible under federal law or regulations governing those federal funds, state law, and the parameters set forth by the Coalition.

Previously Priority IV(3) (none currently served)

**School Readiness Eligibility Priorities for Families Already Enrolled in Services
(Only relates to those rolling over into the BG8/income eligible category)**

These priorities pertain only to families who are currently being served in the School Readiness program and their current method of eligibility expires or needs to be reevaluated. These priorities assist in decision making related to who to rollover into other billing groups when funding is available to continue serving families in this category of services. In order for families to rollover into another billing group, they must meet the eligibility requirements for billing group they would be transferred into. In all priority groups, approval of continued services will be made in accordance with Coalition policy.

All items are listed in order of category to be rolled over within each priority.

Priority I

1. Children (age's birth up to kindergarten eligibility) of families who previously participated in the Brevard Workforce program and received temporary cash assistance and were subject to federal work participation requirements (TANF) as determined by the Agency for Workforce Innovation or designee. Continued services only authorized if cash assistance ended for reasons other than non-compliance with the program.
2. Protective Services/foster care (not including Protective Investigations) children younger than kindergarten eligibility who are determined by the Department of Children and Families or designee as children at-risk for abuse or neglect.
3. Children birth up to kindergarten eligibility whose care is funded through an approved Child Care Executive Partnership Program agreement in accordance with Early Learning Coalition policy.

Priority II

1. Protective Services/foster care (not including Protective Investigations) children age kindergarten eligibility up to age 9 who are determined by the Department of Children and Families or designee as children at-risk for abuse or neglect.
2. Children kindergarten eligibility up to age 9 whose care is funded through an approved Child Care Executive Partnership Program agreement in accordance with Early Learning Coalition policy.
3. Children kindergarten eligibility up to age 9 whose caregiver was receiving cash assistance through the Department of Children and Families – Economic Self-Sufficiency but were not subject to federal work requirements (Relative Caregivers and those receiving TANF-only child benefits). Continued services only authorized if TANF funding ended due to a change in child's income.
4. Children birth up to kindergarten eligibility whose parent(s) successfully completed the welfare transition program.

Priority III

1. Children kindergarten eligibility up to age 9 whose parent(s) successfully completed the welfare transition program.
2. Children (age kindergarten eligibility up to age 9) of families who previously participated in the Brevard Workforce program and received temporary cash assistance and were subject to federal work participation requirements (TANF) as determined by the Agency for Workforce Innovation or designee. Continued services only authorized if cash assistance ended for reasons other than non-compliance with the program.
3. Children birth up to kindergarten eligibility who were adopted through the Department of Children and Families or their designee.

Priority IV

1. Children kindergarten eligibility up to age 9 who were adopted through the Department of Children and Families or their designee.

School Readiness Eligibility Priorities for Reducing Services and/or Disenrolling Those Currently Served

These priorities pertain only to families who are currently being served in the School Readiness program and funding is no longer available to serve all families currently enrolled. These priorities assist in decision making related to whom to reduce services to when funding is no longer available.

The specific funding situation will determine the ultimate impact and severity of reduced services and/or disenrollments. A reduction in services should be considered prior to disenrolling children from services. Other strategies that could minimize the impact on children, families and providers should be considered prior to reducing services and/or disenrolling children.

All items are listed in order of category to be reduced/disenrolled within each priority.

1. Reduce school-age children with the exception of those served under *“School Readiness Eligibility Priorities for New Enrollments”* Priority I and II(1).
2. Disenroll school-age children with the exception of those served under *“School Readiness Eligibility Priorities for New Enrollments”* Priority I and II(1).
3. Limit enrollments under *“School Readiness Eligibility Priorities for New Enrollments”* Priority IV and V.
4. Limit continued services under *“School Readiness Eligibility Priorities for Families Already Enrolled in Services”* Priority II (4) and III(2).
5. Limit enrollments under *“School Readiness Eligibility Priorities for New Enrollments”* Priority III.
6. Limit continued services under *“School Readiness Eligibility Priorities for Families Already Enrolled in Services”* Priority 1.
7. Limit enrollments under *“School Readiness Eligibility Priorities for New Enrollments”* Priority II.

Early Learning Coalition of Brevard County, Inc.

Originally Established October 1, 2008

Revised Effective July 1, 2011

School Readiness Eligibility Priorities for New Enrollments

These priorities pertain only to families new to School Readiness services that are served through a priority referral, called off the Unified Waiting List, or are contractually required to be served or are served during a period of open enrollment. These priorities determine who is served first when funding is available.

All items are listed in order of category to be served within each priority.

Priority I (Federal, State or contractual requirements state we must serve families listed in Priority I regardless of funding availability or according to contract specifications)

1. TANF recipients; referrals from Brevard Workforce; federal priority; required to serve
2. Children at –risk; referrals from DCF or designee; federal priority; required to serve
3. CDBG funded children; local match; contractual requirement to serve
4. CCEP funded children; contractual requirement to serve; separate funding

Priority II

1. Children at –risk; referrals from DCF or designee
2. Special needs children; referrals from Early Steps or Brevard Public Schools
3. Teen parents
4. Relative caregivers and those receiving TANF-only child benefits; referrals from DCF
5. Participants in the Transitional Child Care program; referrals from Brevard Workforce
6. Out of county transfers; must be receiving services in other county

Priority III

1. Infant siblings of children currently receiving School Readiness services
2. Special needs children up to age 13; referrals from Brevard Public Schools
3. Children on the waiting list

Priority IV

1. Relative caregivers and those receiving TANF-only child benefits (up to age 9)
2. Participants in the Transitional Child Care program (up to age 9)
3. Special needs children up to age 19
4. School-age children from a working family
5. Out of county transfers (school age children); must be receiving services in other county

Priority V

1. Children of migrant farm workers.
2. Any other child eligible under federal law or regulations governing those federal funds, state law, and the parameters set forth by the Coalition.

**School Readiness Eligibility Priorities for Families Already Enrolled in Services
(Only relates to those rolling over into the BG8/income eligible category)**

These priorities pertain only to families who are currently being served in the School Readiness program and their current method of eligibility expires or needs to be reevaluated. These priorities assist in decision making related to who to rollover into other billing groups when funding is available to continue serving families in this category of services. In order for families to rollover into another billing group, they must meet the eligibility requirements for billing group they would be transferred into. In all priority groups, approval of continued services will be made in accordance with Coalition policy.

All items are listed in order of category to be rolled over within each priority.

Priority I

1. Children (age's birth up to kindergarten eligibility) of families who previously participated in the Brevard Workforce program and received temporary cash assistance and were subject to federal work participation requirements (TANF) as determined by the Agency for Workforce Innovation or designee. Continued services only authorized if cash assistance ended for reasons other than non-compliance with the program.
2. Protective Services/foster care (not including Protective Investigations) children younger than kindergarten eligibility who are determined by the Department of Children and Families or designee as children at-risk for abuse or neglect.
3. Children birth up to kindergarten eligibility whose care is funded through an approved Child Care Executive Partnership Program agreement in accordance with Early Learning Coalition policy.

Priority II

1. Protective Services/foster care (not including Protective Investigations) children age kindergarten eligibility up to age 9 who are determined by the Department of Children and Families or designee as children at-risk for abuse or neglect.
2. Children kindergarten eligibility up to age 9 whose care is funded through an approved Child Care Executive Partnership Program agreement in accordance with Early Learning Coalition policy.
3. Children kindergarten eligibility up to age 9 whose caregiver was receiving cash assistance through the Department of Children and Families – Economic Self-Sufficiency but were not subject to federal work requirements (Relative Caregivers and those receiving TANF-only child benefits). Continued services only authorized if TANF funding ended due to a change in child's income.
4. Children birth up to kindergarten eligibility whose parent(s) successfully completed the welfare transition program.

Priority III

1. Children kindergarten eligibility up to age 9 whose parent(s) successfully completed the welfare transition program.
2. Children (age kindergarten eligibility up to age 9) of families who previously participated in the Brevard Workforce program and received temporary cash assistance and were subject to federal work participation requirements (TANF) as determined by the Agency for Workforce Innovation or designee. Continued services only authorized if cash assistance ended for reasons other than non-compliance with the program.
3. Children birth up to kindergarten eligibility who were adopted through the Department of Children and Families or their designee.

Priority IV

1. Children kindergarten eligibility up to age 9 who were adopted through the Department of Children and Families or their designee.

School Readiness Eligibility Priorities for Reducing Services and/or Disenrolling Those Currently Served

These priorities pertain only to families who are currently being served in the School Readiness program and funding is no longer available to serve all families currently enrolled. These priorities assist in decision making related to whom to reduce services to when funding is no longer available.

The specific funding situation will determine the ultimate impact and severity of reduced services and/or disenrollments. A reduction in services should be considered prior to disenrolling children from services. Other strategies that could minimize the impact on children, families and providers should be considered prior to reducing services and/or disenrolling children.

All items are listed in order of category to be reduced/disenrolled within each priority.

1. Reduce school-age children with the exception of those served under *“School Readiness Eligibility Priorities for New Enrollments”* Priority I and II(1).
2. Disenroll school-age children with the exception of those served under *“School Readiness Eligibility Priorities for New Enrollments”* Priority I and II(1).
3. Limit enrollments under *“School Readiness Eligibility Priorities for New Enrollments”* Priority IV and V.
4. Limit continued services under *“School Readiness Eligibility Priorities for Families Already Enrolled in Services”* Priority II (4) and III(2).
5. Limit enrollments under *“School Readiness Eligibility Priorities for New Enrollments”* Priority III.
6. Limit continued services under *“School Readiness Eligibility Priorities for Families Already Enrolled in Services”* Priority 1.
7. Limit enrollments under *“School Readiness Eligibility Priorities for New Enrollments”* Priority II.

Early Learning Coalitions' Sliding Fee Scale Comparison

Subject	Brevard County	Duval County	Hillsborough County	Lee County	Manatee County	Polk County	Seminole County							
Total Population as of 2010 ₁	543,376	864,263	1,229,226	618,754	322,833	602,095	422,718							
Under 5 years	26,809	59,501	80,459	32,866	18,322	38,839	23,363							
5 to 9 years	28,563	55,355	79,737	33,330	18,136	39,316	25,722							
% Living Below Poverty as of 2010 ₁	11.60%	15.30%	15.20%	12.80%	14.40%	16.80%	10.40%							
% Ages 0-17 Living Below Poverty ₁	17.55%	22.60%	22.20%	18.20%	23.10%	25.60%	15.50%							
Average Annual Wage All Industries as of 2009 ₁	\$43,113	\$44,034	\$44,722	\$37,637	\$34,899	\$35,476	\$38,411							
Florida Price Level Index for School Personnel 2010 (Basis for District Cost Differential - DCD) ₂	101.02	101.52	101.55	102.61	101.48	98.98	99.64							
Sliding Fee Scales ₃	DAILY FEE		DAILY FEE		DAILY FEE		DAILY FEE		DAILY FEE		DAILY FEE		DAILY FEE	
	Full-Time	Part-Time	Full-Time	Part-Time	Full-Time	Part-Time	Full-Time	Part-Time	Full-Time	Part-Time	Full-Time	Part-Time	Full-Time	Part-Time
50%FPL	\$0.84	\$0.42	\$0.80	\$0.40	\$1.84	\$0.92	\$0.88	\$0.44	\$1.40	\$0.70	\$0.80	\$0.40	\$1.80	\$0.90
50-75%FPL	\$1.68	\$0.84	\$1.60	\$0.80	\$2.76	\$1.38	\$1.76	\$0.88	\$2.20	\$1.10	\$1.60	\$0.80	\$2.60	\$1.30
75-100%FPL	\$2.52	\$1.26	\$2.40	\$1.20	\$4.30	\$2.15	\$2.64	\$1.32	\$3.00	\$1.50	\$2.40	\$1.20	\$3.40	\$1.70
FPL	\$3.36	\$1.68	\$3.20	\$1.60	\$4.92	\$2.46	\$3.52	\$1.76	\$3.80	\$1.90	\$3.20	\$1.60	\$4.20	\$2.10
	\$4.20	\$2.10	\$4.00	\$2.00	\$5.04	\$2.52	\$4.40	\$2.20	\$4.60	\$2.30	\$4.00	\$2.00	\$5.00	\$2.50
150%FPL	\$5.04	\$2.52	\$4.80	\$2.40	\$5.52	\$2.76	\$5.28	\$2.64	\$5.40	\$2.70	\$4.80	\$2.40	\$5.80	\$2.90
	\$5.88	\$2.94	\$5.60	\$2.80	\$5.74	\$2.87	\$6.16	\$3.08	\$6.20	\$3.10	\$5.60	\$2.80	\$6.60	\$3.30
	\$6.72	\$3.36	\$6.40	\$3.20	\$5.96	\$2.98	\$7.04	\$3.52	\$7.00	\$3.50	\$6.40	\$3.20	\$7.40	\$3.70
	\$7.56	\$3.78	\$7.20	\$3.60	\$6.16	\$3.08	\$7.92	\$3.96	\$7.80	\$3.90	\$7.20	\$3.60	\$8.20	\$4.10
	\$8.40	\$4.20	\$8.00	\$4.00	\$6.38	\$3.19	\$8.80	\$4.40	\$8.50	\$4.30	\$8.00	\$4.00	\$9.00	\$4.50
	\$9.24	\$4.62	\$8.80	\$4.40	\$6.60	\$3.30	\$9.68	\$4.84	\$9.00	\$4.50	\$8.80	\$4.40	\$9.80	\$4.90
185%FPL	\$10.08	\$5.04	\$9.60	\$4.80	\$6.82	\$3.41	\$10.56	\$5.28	\$9.40	\$4.70	\$9.60	\$4.80	\$10.60	\$5.30
	\$10.92	\$5.46	\$10.40	\$5.20	\$7.10	\$3.55	\$11.44	\$5.72	\$9.80	\$4.90	\$10.40	\$5.20	\$11.40	\$5.70
200%FPL	\$11.76	\$5.88	\$11.20	\$5.60	\$7.38	\$3.69	\$12.32	\$6.16	\$10.20	\$5.10	\$11.20	\$5.60	\$12.20	\$6.10

₁ Florida Office of Economic and Demographic Research <http://edr.state.fl.us>

₂ University of Florida Bureau of Economic and Business Research www.bebr.ufl.edu

₃ As of May, 2011

Agency for Workforce Innovation/Office of Early Learning Fee Schedule SLIDING FEE SCHEDULE

DAILY FEE		----- Annual Gross Income - Number of persons in Family -----														
Full-Time	Part-Time	1	2	3	4	5	6	7	8	9	10	11	12	13	14	15
0.84	0.42	0	0	0	0	0	0	0	0	0	0	0	0	0	0	0
		5,445	7,355	9,265	11,175	13,085	14,995	16,905	18,815	20,725	22,635	24,545	26,455	28,365	30,275	32,185
		5,446	7,356	9,266	11,176	13,086	14,996	16,906	18,816	20,726	22,636	24,546	26,456	28,366	30,276	32,186
1.68	0.84	8,168	11,033	13,898	16,763	19,628	22,493	25,358	28,223	31,088	33,953	36,818	39,683	42,548	45,413	48,278
		8,169	11,034	13,899	16,764	19,629	22,494	25,359	28,224	31,089	33,954	36,819	39,684	42,549	45,414	48,279
2.52	1.26	10,889	14,709	18,529	22,349	26,169	29,989	33,809	37,629	41,449	45,269	49,089	52,909	56,729	60,549	64,369
		10,890	14,710	18,530	22,350	26,170	29,990	33,810	37,630	41,450	45,270	49,090	52,910	56,730	60,550	64,370
3.36	1.68	12,705	17,162	21,619	26,076	30,533	34,989	39,446	43,903	48,360	52,817	57,273	61,730	66,187	70,644	75,100
		12,706	17,163	21,620	26,077	30,534	34,990	39,447	43,904	48,361	52,818	57,274	61,731	66,188	70,645	75,101
4.20	2.10	14,521	19,614	24,708	29,801	34,895	39,989	45,082	50,176	55,269	60,363	65,457	70,550	75,644	80,737	85,831
		14,522	19,615	24,709	29,802	34,896	39,990	45,083	50,177	55,270	60,364	65,458	70,551	75,645	80,738	85,832
5.04	2.52	16,335	22,065	27,795	33,525	39,255	44,985	50,715	56,445	62,175	67,905	73,635	79,365	85,095	90,825	96,555
		16,336	22,066	27,796	33,526	39,256	44,986	50,716	56,446	62,176	67,906	73,636	79,366	85,096	90,826	96,556
5.88	2.94	16,970	22,923	28,875	34,828	40,781	46,733	52,686	58,639	64,592	70,544	76,497	82,450	88,402	94,355	100,308
		16,971	22,924	28,876	34,829	40,782	46,734	52,687	58,640	64,593	70,545	76,498	82,451	88,403	94,356	100,309
6.72	3.36	17,605	23,780	29,956	36,131	42,306	48,482	54,657	60,833	67,008	73,183	79,359	85,534	91,710	97,885	104,061
		17,606	23,781	29,957	36,132	42,307	48,483	54,658	60,834	67,009	73,184	79,360	85,535	91,711	97,886	104,062
7.56	3.78	18,240	24,638	31,036	37,434	43,832	50,230	56,628	63,026	69,425	75,823	82,221	88,619	95,017	101,415	107,813
		18,241	24,639	31,037	37,435	43,833	50,231	56,629	63,027	69,426	75,824	82,222	88,620	95,018	101,416	107,814
8.40	4.20	18,875	25,495	32,116	38,737	45,358	51,979	58,599	65,220	71,841	78,462	85,083	91,704	98,324	104,945	111,566
		18,876	25,496	32,117	38,738	45,359	51,980	58,600	65,221	71,842	78,463	85,084	91,705	98,325	104,946	111,567
9.24	4.62	19,509	26,353	33,196	40,040	46,884	53,727	60,571	67,414	74,258	81,101	87,945	94,788	101,632	108,475	115,319
		19,510	26,354	33,197	40,041	46,885	53,728	60,572	67,415	74,259	81,102	87,946	94,789	101,633	108,476	115,320
10.08	5.04	20,147	27,214	34,281	41,348	48,415	55,482	62,549	69,616	76,683	83,750	90,817	97,884	104,951	112,018	119,085
		20,148	27,215	34,282	41,349	48,416	55,483	62,550	69,617	76,684	83,751	90,818	97,885	104,952	112,019	119,086
10.92	5.46	20,963	28,317	35,670	43,024	50,377	57,731	65,084	72,438	79,791	87,145	94,498	101,852	109,205	116,559	123,912
		20,964	28,318	35,671	43,025	50,378	57,732	65,085	72,439	79,792	87,146	94,499	101,853	109,206	116,560	123,913
11.76	5.88	21,780	29,420	37,060	44,700	52,340	59,980	67,620	75,260	82,900	90,540	98,180	105,820	113,460	121,100	128,740

Parents receiving hourly care pay up to the part time fee.

Second and all additional children pay a reduced fee.

Current

2011 Poverty Level (FPL) effective January 20, 2011

Sliding Fee Scale for _____ Coalition effective _____

**Agency for Workforce Innovation/Office of Early Learning
SLIDING FEE SCHEDULE**

DAILY FEE

----- Annual Gross Income - Number of persons in Family -----

Full-Time	Part-Time	Current%	New%	Max \$ change	----- Annual Gross Income - Number of persons in Family -----																		
					1	2	3	4	5	6	7	8	9	10	11	12	13	14	15				
1.00	0.50	3%	4%	\$ 0.16	0	0	0	0	0	0	0	0	0	0	0	0	0	0	0	0			
50%FPL					5,445	7,355	9,265	11,175	13,085	14,995	16,905	18,815	20,725	22,635	24,545	26,455	28,365	30,275	32,185				
					5,446	7,356	9,266	11,176	13,086	14,996	16,906	18,816	20,726	22,636	24,546	26,456	28,366	30,276	32,186				
50-75%FPL					8,168	11,033	13,898	16,763	19,628	22,493	25,358	28,223	31,088	33,953	36,818	39,683	42,548	45,413	48,278				
					8,169	11,034	13,899	16,764	19,629	22,494	25,359	28,224	31,089	33,954	36,819	39,684	42,549	45,414	48,279				
75-100%FPL					10,889	14,709	18,529	22,349	26,169	29,989	33,809	37,629	41,449	45,269	49,089	52,909	56,729	60,549	64,369				
	FPL					10,890	14,710	18,530	22,350	26,170	29,990	33,810	37,630	41,450	45,270	49,090	52,910	56,730	60,550	64,370			
				12,705	17,162	21,619	26,076	30,533	34,989	39,446	43,903	48,360	52,817	57,273	61,730	66,187	70,644	75,100					
4.50	2.25	6%	6%	\$ 0.30					12,706	17,163	21,620	26,077	30,534	34,990	39,447	43,904	48,361	52,818	57,274	61,731	66,188	70,645	75,101
									14,521	19,614	24,708	29,801	34,895	39,989	45,082	50,176	55,269	60,363	65,457	70,550	75,644	80,737	85,831
5.50	2.75	6%	6%	\$ 0.46					14,522	19,615	24,709	29,802	34,896	39,990	45,083	50,177	55,270	60,364	65,458	70,551	75,645	80,738	85,832
					150%FPL					16,335	22,065	27,795	33,525	39,255	44,985	50,715	56,445	62,175	67,905	73,635	79,365	85,095	90,825
6.50	3.25	7%	7%	\$ 0.62						16,336	22,066	27,796	33,526	39,256	44,986	50,716	56,446	62,176	67,906	73,636	79,366	85,096	90,826
									16,970	22,923	28,875	34,828	40,781	46,733	52,686	58,639	64,592	70,544	76,497	82,450	88,402	94,355	100,308
7.50	3.75	7%	8%	\$ 0.78					16,971	22,924	28,876	34,829	40,782	46,734	52,687	58,640	64,593	70,545	76,498	82,451	88,403	94,356	100,309
									17,605	23,780	29,956	36,131	42,306	48,482	54,657	60,833	67,008	73,183	79,359	85,534	91,710	97,885	104,061
8.50	4.25	8%	9%	\$ 0.94					17,606	23,781	29,957	36,132	42,307	48,483	54,658	60,834	67,009	73,184	79,360	85,535	91,711	97,886	104,062
									18,240	24,638	31,036	37,434	43,832	50,230	56,628	63,026	69,425	75,823	82,221	88,619	95,017	101,415	107,813
9.50	4.75	9%	10%	\$ 1.10					18,241	24,639	31,037	37,435	43,833	50,231	56,629	63,027	69,426	75,824	82,222	88,620	95,018	101,416	107,814
									18,875	25,495	32,116	38,737	45,358	51,979	58,599	65,220	71,841	78,462	85,083	91,704	98,324	104,945	111,566
10.00	5.00	9%	10%	\$ 0.76					18,876	25,496	32,117	38,738	45,359	51,980	58,600	65,221	71,842	78,463	85,084	91,705	98,325	104,946	111,567
									19,509	26,353	33,196	40,040	46,884	53,727	60,571	67,414	74,258	81,101	87,945	94,788	101,632	108,475	115,319
10.50	5.25	10%	10%	\$ 0.42					19,510	26,354	33,197	40,041	46,885	53,728	60,572	67,415	74,259	81,102	87,946	94,789	101,633	108,476	115,320
					185%FPL					20,147	27,214	34,281	41,348	48,415	55,482	62,549	69,616	76,683	83,750	90,817	97,884	104,951	112,018
11.00	5.50	10%	10%	\$ 0.08						20,148	27,215	34,282	41,349	48,416	55,483	62,550	69,617	76,684	83,751	90,818	97,885	104,952	112,019
									20,963	28,317	35,670	43,024	50,377	57,731	65,084	72,438	79,791	87,145	94,498	101,852	109,205	116,559	123,912
11.80	5.90	10%	10%	\$ 0.04					20,964	28,318	35,671	43,025	50,378	57,732	65,085	72,439	79,792	87,146	94,499	101,853	109,206	116,560	123,913
					200%FPL					21,780	29,420	37,060	44,700	52,340	59,980	67,620	75,260	82,900	90,540	98,180	105,820	113,460	121,100

Parents receiving hourly care pay up to the part time fee.
Note: 10% Parent Fee was calculated using 260 days.

2011 Poverty Level (FPL) effective January 20, 2011

Refer to 60BB-4.400, F.A.C.

Option A

Please answer the following questions:

(1) Is there a sibling discount? If so, describe how it is calculated.

(2) If any family pays more than 10% of their gross income for child care, please complete the attached justification form that explains how the fees will not limit parent access to services.

Sliding Fee Scale for
Effective date

Brevard Coalition

Daycare/Office of Early Learning Fee Schedule
SIMPLIFIED SLIDING FEE SCHEDULE

DAILY FEE

----- Annual Gross Income - Number of persons in Family -----

Full-Time	Part-Time	Current Max %	New Max%	Highest \$ Change	Lowest \$		1	2	3	4	5	6	7	8	9	10	11	12	13	14	15
1.00	0.50	3%	4%	\$ 0.16	n/a		0	0	0	0	0	0	0	0	0	0	0	0	0	0	0
						up to 50%	5,445	7,355	9,265	11,175	13,085	14,995	16,905	18,815	20,725	22,635	24,545	26,455	28,365	30,275	32,185
2.50	1.25	4%	4%	\$ 0.82	(0.02)		5,446	7,356	9,266	11,176	13,086	14,996	16,906	18,816	20,726	22,636	24,546	26,456	28,366	30,276	32,186
						51-100% FPL	10,890	14,710	18,530	22,350	26,170	29,990	33,810	37,630	41,450	45,270	49,090	52,910	56,730	60,550	64,370
4.50	2.25	5%	6%	\$ 1.14	0.30		10,891	14,711	18,531	22,351	26,171	29,991	33,811	37,631	41,451	45,271	49,091	52,911	56,731	60,551	64,371
						101-130% FPL	14,157	19,123	24,089	29,055	34,021	38,987	43,953	48,919	53,885	58,851	63,817	68,783	73,749	78,715	83,681
6.50	3.25	6%	8%	\$ 1.46	1.46		14,158	19,124	24,090	29,056	34,022	38,988	43,954	48,920	53,886	58,852	63,818	68,784	73,750	78,716	83,682
						131-150%FPL	16,335	22,065	27,795	33,525	39,255	44,985	50,715	56,445	62,175	67,905	73,635	79,365	85,095	90,825	96,555
8.50	4.25	8%	9%	\$ 2.62	0.94		16,336	22,066	27,796	33,526	39,256	44,986	50,716	56,446	62,176	67,906	73,636	79,366	85,096	90,826	96,556
						151-170% FPL	18,513	25,007	31,501	37,995	44,489	50,983	57,477	63,971	70,465	76,959	83,453	89,947	96,441	#####	109,429
10.50	5.25	9%	10%	\$ 2.10	0.42		18,514	25,008	31,502	37,996	44,490	50,984	57,478	63,972	70,466	76,960	83,454	89,948	96,442	#####	109,430
						171-185%FPL	20,147	27,214	34,281	41,348	48,415	55,482	62,549	69,616	76,683	83,750	90,817	97,884	104,951	#####	119,085
11.86	5.93	10%	10%	\$ 0.94	0.10		20,148	27,215	34,282	41,349	48,416	55,483	62,550	69,617	76,684	83,751	90,818	97,885	104,952	#####	119,086
						186-200%FPL	21,780	29,420	37,060	44,700	52,340	59,980	67,620	75,260	82,900	90,540	98,180	#####	113,460	#####	128,740

Parents receiving hourly care pay up to the part time fee.

2011 Poverty Level (FPL) effective January 20, 2011

Second and all additional children pay a reduced fee.

Option B